


**PentaSigma**, your building engineering expert, assist you on the conception, production and installation of your windows, doors, curtain hall and skylight aluminum solutions to your architectural project; adjusting each one of those solutions to your specific technical request.

Our commitment starts with the architectural concept, always a challenging task that we share with the project team, always seeking to find the most efficient and reliable solution to each project.

PentaSigma service cycle was conceived to provide all technical studies to support your decision and to assure you the best overall service features and products available on our industry.

PentaSigma offer you a comprehensive range of services and multi-materials solution applied to architectural project; designed to answer to your highest specification; and highly reliable even on a long term intensive use.



**PENTASIGMA**<sup>®</sup>

Windows • Doors • Façades

Aluminium Systems



**PENTASIGMA**<sup>®</sup>  
Engineering Performance  
Windows • Doors • Façades

Aluminium Systems

[info@pentasigma.com](mailto:info@pentasigma.com)



**SIGMA RS**  
rollershutters



**SIGMA G**  
gates



**SIGMA W**  
windows

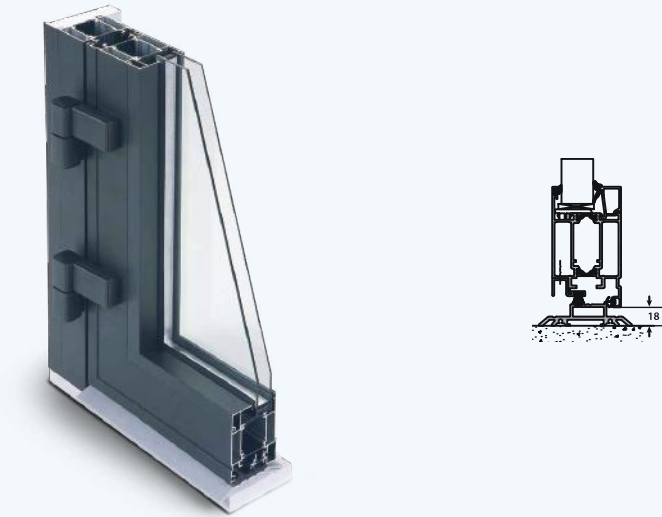


	GLASS	
	double	triple
Uw	1.4	1.1
Sw	0.50	0.40
Tw	0.62	0.55
AEV	A*4 E*1200 V*C5	
Acoustics	40 dB en Rw + Ctr	

handles



**SIGMA D**  
doors



	GLASS	
	double	triple
Uw	1.5	1.1
Sw	0.38	0.29
Tw	0.52	0.42
AEV	A*4 E*6B V*C2	
Acoustics	38 dB en Rw + Ctr	

handles



**SIGMA GD**  
garage doors



**SIGMA R**  
railing



**SIGMA S**  
sliding




	GLASS	
	double	triple
Uw	1.4	1.3
Sw	0.69	0.61
Tw	0.41	0.44
AEV	A*4 E*6B V*A2	
Acoustics	35 dB en Rw + Ctr	

handles



**SIGMA F**  
façades



SUBTITLE

- Thermal Isolation
- Acoustic Isolation
- Air & water tightness
- Mechanical resistance
- Resistance to forced entry
- airtightness A\*4
- 1 million cycles tested